



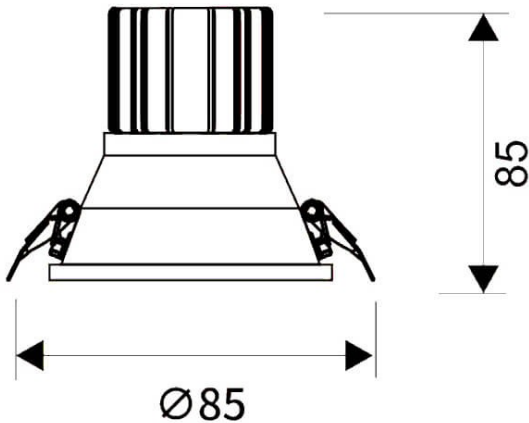


LIGHT HOLE

| | |
|------------------|-----------------|
| Código artículo | 86.D316.1433.01 |
| Tipo de producto | Indoor |
| Categoría | Downlights |
| Familia | LIGHT HOLE |

| | | | | | |
|------------|---|---|-----------|----------|------------------|
| Pictograms |  | 220 240 V | CRI 80 | CE | Driver INCL. |
| | On Off |  | IP 44 | IP 20 | 50000h L80B10 |

Esquema



| | |
|------------------------------|----------------|
| Producto | |
| Potencia real (W) | 10 |
| Flujo luminoso real (lm) | 900 |
| Eficacia luminosa (lm/W) | 90 |
| Ángulo de apertura | 40 |
| Life time (h) | 50000 h L80B10 |
| IP | 20 |
| Equipo | DALI |
| Temperatura de color (K) | 4000 |
| Consistencia de color (SDCM) | SDCM<3 |
| CRI | 80 |